

train times

7

20 May to 8 December 2018

Including connections to London Euston and
the East Midlands

Bedford ○

Bedford St Johns ○

Kempston Hardwick ○

Stewartby ○

Millbrook ○

Lidlington ○

Ridgmont ○

Aspley Guise ○

Woburn Sands ○

Bow Brickhill ○

Fenny Stratford ○










Bletchley ○



Bletchley - Bedford

EM

EM

departure platform from Bletchley	⑤	⑤		
number of carriages	2	1		
London Euston				
 Watford Junction				
 Leighton Buzzard				
 Milton Keynes Central	0504		0602	
 Bletchley	0508	0516	0606	0624
Fenny Stratford		0519		0628
Bow Brickhill		0523		0632
Woburn Sands		0527		0636
Aspley Guise		0530		0639
Ridgmont		0534		0643
Lidlington		0538		0647
Millbrook		0541		0650
Stewartby		0544		0654
Kempston Hardwick		0548		0657
 Bedford St Johns		0554		0704
 Bedford		0600	0629	0708 0741
 Wellingborough			0640	0754
 Kettering			0647	0803
Market Harborough			0657	0815
 Leicester			0710	0829

[For Contents see page 2](#)

[For Notes & Symbols see page 6](#)

Bletchley - Bedford

EM

SN

departure platform from Bletchley
number of carriages

⑥

2

London Euston	0624			0724	
 Watford Junction	0641			0741	
 Leighton Buzzard	0709			0809	
 Milton Keynes Central	▼	0722		▼	0812
 Bletchley	0716	0726	0731	0817	0817
Fenny Stratford			0734		
Bow Brickhill			0738		
Woburn Sands			0742		
Aspley Guise			0745		
Ridgmont			0749		
Lidlington			0753		
Millbrook			0756		
Stewartby			0759		
Kempston Hardwick			0803		
 Bedford St Johns			0809		
 Bedford			0815	0825	
 Wellingborough				0837	
 Kettering				0845	
Market Harborough					
 Leicester					










[For Contents see page 2](#)

[For Notes & Symbols see page 6](#)

Bletchley - Bedford

EM

EM

departure platform from Bletchley	⑤			⑥
number of carriages	1			2
London Euston		0913		
 Watford Junction		▼		
 Leighton Buzzard		0942		
 Milton Keynes Central		▼	0947	
 Bletchley	0822	0949	0951	1001
Fenny Stratford	0826			1004
Bow Brickhill	0830			1008
Woburn Sands	0834			1012
Aspley Guise	0837			1015
Ridgmont	0841			1019
Lidlington	0845			1023
Millbrook	0848			1026
Stewartby	0852			1029
Kempston Hardwick	0855			1033
 Bedford St Johns	0902			1039
 Bedford	0906	0927		1045 1124
 Wellingborough		0941		1135
 Kettering		0952		1144
Market Harborough				
 Leicester				

[For Contents see page 2](#)

[For Notes & Symbols see page 6](#)







Bletchley - Bedford

EM

departure platform from Bletchley
number of carriages

⑥

1

London Euston	1013				1113
 Watford Junction	▼				▼
 Leighton Buzzard	1042				1142
 Milton Keynes Central	▼	1047			▼ 1147
 Bletchley	1049	1051	1101		1149 1151
Fenny Stratford			1104		
Bow Brickhill			1108		
Woburn Sands			1112		
Aspley Guise			1115		
Ridgmont			1119		
Lidlington			1123		
Millbrook			1126		
Stewartby			1129		
Kempston Hardwick			1133		
 Bedford St Johns			1139		
 Bedford			1145	1224	
 Wellingborough				1236	
 Kettering				1244	
Market Harborough					
 Leicester					










[For Contents see page 2](#)

[For Notes & Symbols see page 6](#)

Bletchley - Bedford

EM

EM

departure platform from Bletchley	⑤			⑤
number of carriages	2			1
London Euston		1213		
 Watford Junction		▼		
 Leighton Buzzard		1242		
 Milton Keynes Central		▼	1247	
 Bletchley	1201	1249	1251	1301
Fenny Stratford	1204			1304
Bow Brickhill	1208			1308
Woburn Sands	1212			1312
Aspley Guise	1215			1315
Ridgmont	1219			1319
Lidlington	1223			1323
Millbrook	1226			1326
Stewartby	1229			1329
Kempston Hardwick	1233			1333
 Bedford St Johns	1239			1339
 Bedford	1245	1324		1345 1424
 Wellingborough		1336		1436
 Kettering		1344		1444
Market Harborough				
 Leicester				

[For Contents see page 2](#)

[For Notes & Symbols see page 6](#)

Bletchley - Bedford




EM

departure platform from Bletchley

⑤

number of carriages

2










London Euston	1313			1413
 Watford Junction	▼			▼
 Leighton Buzzard	1342			1442
 Milton Keynes Central	▼	1347		▼ 1447
 Bletchley	1349	1351	1401	1449 1451
Fenny Stratford			1404	
Bow Brickhill			1408	
Woburn Sands			1412	
Aspley Guise			1415	
Ridgmont			1419	
Lidlington			1423	
Millbrook			1426	
Stewartby			1429	
Kempston Hardwick			1433	
 Bedford St Johns			1439	
 Bedford			1445	1524
 Wellingborough				1536
 Kettering				1544
Market Harborough				
 Leicester				

[For Contents see page 2](#)

[For Notes & Symbols see page 6](#)

Bletchley - Bedford










EM

departure platform from Bletchley	⑤			⑤
number of carriages	1			2
London Euston		1454		1554
 Watford Junction		1511		1611
 Leighton Buzzard		1536		1636
 Milton Keynes Central		▼	1541	▼
 Bletchley	1501	1542	1544	1551 1642
Fenny Stratford	1504			1554
Bow Brickhill	1508			1558
Woburn Sands	1512			1602
Aspley Guise	1515			1605
Ridgmont	1519			1609
Lidlington	1523			1613
Millbrook	1526			1616
Stewartby	1529			1619
Kempston Hardwick	1533			1623
 Bedford St Johns	1539			1629
 Bedford	1545	1624		1635
 Wellingborough		1635		
 Kettering		1644		
Market Harborough				
 Leicester				

[For Contents see page 2](#)

[For Notes & Symbols see page 6](#)

Bletchley - Bedford










departure platform from Bletchley		⑤			⑤	
number of carriages		1			2	
London Euston			1650			1730
 Watford Junction			▼			1748
 Leighton Buzzard			1720			↓
 Milton Keynes Central	1641		▼	1722		↓
 Bletchley	1645	1651	1726	1726	1736	1820
Fenny Stratford		1654				1739
Bow Brickhill		1658				1743
Woburn Sands		1702				1748
Aspley Guise		1705				1750
Ridgmont		1709				1754
Lidlington		1713				1758
Millbrook		1716				1801
Stewartby		1719				1804
Kempston Hardwick		1723				1808
 Bedford St Johns		1729				1814
 Bedford		1735				1820
 Wellingborough						
 Kettering						
Market Harborough						
 Leicester						

[For Contents see page 2](#)

[For Notes & Symbols see page 6](#)

Bletchley - Bedford

EM

departure platform from Bletchley	⑤		⑥		
number of carriages	1		2		
London Euston			1854		
 Watford Junction			1913		
 Leighton Buzzard			1939		
 Milton Keynes Central	1822		▼	1947	
 Bletchley	1826	1831	1945	1951	2001
Fenny Stratford	1834		2004		
Bow Brickhill	1838		2008		
Woburn Sands	1842		2012		
Aspley Guise	1845		2015		
Ridgmont	1849		2019		
Lidlington	1853		2023		
Millbrook	1856		2026		
Stewartby	1859		2029		
Kempston Hardwick	1903		2033		
 Bedford St Johns	1909		2039		
 Bedford	1915	1943	2045		
 Wellingborough			1956		
 Kettering			▼		
Market Harborough			2012		
 Leicester			2028		

[For Contents see page 2](#)

[For Notes & Symbols see page 6](#)

Bletchley - Bedford

EM

EM

departure platform from Bletchley
number of carriages

⑥

1

London Euston	2013		
 Watford Junction	▼		
 Leighton Buzzard	2042		
 Milton Keynes Central	▼	2047	
 Bletchley	2048	2051	2101
Fenny Stratford			2104
Bow Brickhill			2108
Woburn Sands			2112
Aspley Guise			2115
Ridgmont			2119
Lidlington			2123
Millbrook			2126
Stewartby			2129
Kempston Hardwick			2133
 Bedford St Johns			2139
 Bedford	2143		2145 2209
 Wellingborough	2155		2221
 Kettering	2202		2227
Market Harborough	2213		2238
 Leicester	2225		2250

[For Contents see page 2](#)

[For Notes & Symbols see page 6](#)

Bletchley - Bedford

EM

EM

departure platform from Bletchley

⑤

⑤

number of carriages

2

1

London Euston				
 Watford Junction				
 Leighton Buzzard				
 Milton Keynes Central	0435		0622	
 Bletchley	0439	0534	0626	0634
Fenny Stratford		0537		0637
Bow Brickhill		0541		0641
Woburn Sands		0545		0645
Aspley Guise		0548		0648
Ridgmont		0552		0652
Lidlington		0556		0656
Millbrook		0559		0659
Stewartby		0602		0702
Kempston Hardwick		0606		0706
 Bedford St Johns		0612		0712
 Bedford		0618	0628	0718 0740
 Wellingborough			0639	0752
 Kettering			0647	0800
Market Harborough			0657	0810
 Leicester			0710	0823

[For Contents see page 2](#)

[For Notes & Symbols see page 6](#)

Bletchley - Bedford

EM

departure platform from Bletchley

⑥

number of carriages

2

London Euston	0624			0724	
 Watford Junction	0641			0741	
 Leighton Buzzard	0709			0809	
 Milton Keynes Central	▼	0722		▼	0822
 Bletchley	0716	0726	0731	0815	0826
Fenny Stratford			0734		
Bow Brickhill			0738		
Woburn Sands			0742		
Aspley Guise			0745		
Ridgmont			0749		
Lidlington			0753		
Millbrook			0756		
Stewartby			0759		
Kempston Hardwick			0803		
 Bedford St Johns			0809		
 Bedford			0815	0824	
 Wellingborough				0834	
 Kettering				0843	
Market Harborough					
 Leicester					









[For Contents see page 2](#)

[For Notes & Symbols see page 6](#)

Bletchley - Bedford

EM

EM

departure platform from Bletchley	⑤			⑥
number of carriages	1			2
London Euston		0913		
 Watford Junction		▼		
 Leighton Buzzard		0942		
 Milton Keynes Central		▼	0947	
 Bletchley	0834	0949	0951	1001
Fenny Stratford	0837			1004
Bow Brickhill	0841			1008
Woburn Sands	0845			1012
Aspley Guise	0848			1015
Ridgmont	0852			1019
Lidlington	0856			1023
Millbrook	0859			1026
Stewartby	0902			1029
Kempston Hardwick	0906			1033
 Bedford St Johns	0912			1039
 Bedford	0918	0940		1045 1124
 Wellingborough		0952		1134
 Kettering		1000		1143
Market Harborough		1010		
 Leicester		1023		

[For Contents see page 2](#)

[For Notes & Symbols see page 6](#)

Bletchley - Bedford




EM

departure platform from Bletchley

⑤

number of carriages

1

London Euston	1013			1113
 Watford Junction	▼			▼
 Leighton Buzzard	1042			1142
 Milton Keynes Central	▼	1047		▼ 1147
 Bletchley	1049	1051	1101	1149 1151
Fenny Stratford			1104	
Bow Brickhill			1108	
Woburn Sands			1112	
Aspley Guise			1115	
Ridgmont			1119	
Lidlington			1123	
Millbrook			1126	
Stewartby			1129	
Kempston Hardwick			1133	
 Bedford St Johns			1139	
 Bedford			1145	1227
 Wellingborough				1238
 Kettering				1248
Market Harborough				
 Leicester				










[For Contents see page 2](#)

[For Notes & Symbols see page 6](#)

Bletchley - Bedford

EM

EM

departure platform from Bletchley	⑤			⑤
number of carriages	2			1
London Euston		1213		
 Watford Junction		▼		
 Leighton Buzzard		1242		
 Milton Keynes Central		▼	1247	
 Bletchley	1201	1249	1251	1301
Fenny Stratford	1204			1304
Bow Brickhill	1208			1308
Woburn Sands	1212			1312
Aspley Guise	1215			1315
Ridgmont	1219			1319
Lidlington	1223			1323
Millbrook	1226			1326
Stewartby	1229			1329
Kempston Hardwick	1233			1333
 Bedford St Johns	1239			1339
 Bedford	1245	1324		1345 1424
 Wellingborough		1334		1434
 Kettering		1343		1445
Market Harborough				
 Leicester				

[For Contents see page 2](#)

[For Notes & Symbols see page 6](#)

Bletchley - Bedford


EM

departure platform from Bletchley

⑤

number of carriages

2

London Euston	1313			1413
 Watford Junction	▼			▼
 Leighton Buzzard	1342			1442
 Milton Keynes Central	▼	1347		▼ 1447
 Bletchley	1349	1351	1401	1449 1451
Fenny Stratford			1404	
Bow Brickhill			1408	
Woburn Sands			1412	
Aspley Guise			1415	
Ridgmont			1419	
Lidlington			1423	
Millbrook			1426	
Stewartby			1429	
Kempston Hardwick			1433	
 Bedford St Johns			1439	
 Bedford			1445	1524
 Wellingborough				1535
 Kettering				1544
Market Harborough				
 Leicester				










[For Contents see page 2](#)

[For Notes & Symbols see page 6](#)

Bletchley - Bedford

EM

EM

departure platform from Bletchley	⑤			⑤
number of carriages	1			2
London Euston		1513		
 Watford Junction		▼		
 Leighton Buzzard		1542		
 Milton Keynes Central		▼	1547	
 Bletchley	1501	1549	1551	1601
Fenny Stratford	1504			1604
Bow Brickhill	1508			1608
Woburn Sands	1512			1612
Aspley Guise	1515			1615
Ridgmont	1519			1619
Lidlington	1523			1623
Millbrook	1526			1626
Stewartby	1529			1629
Kempston Hardwick	1533			1633
 Bedford St Johns	1539			1639
 Bedford	1545	1624		1645 1724
 Wellingborough		1634		1734
 Kettering		1645		1745
Market Harborough				
 Leicester				

[For Contents see page 2](#)

[For Notes & Symbols see page 6](#)

Bletchley - Bedford

EM

departure platform from Bletchley

⑤

number of carriages

1

London Euston	1613				1654
 Watford Junction	▼				1711
 Leighton Buzzard	1642				1736
 Milton Keynes Central	▼	1647			▼ 1741
 Bletchley	1650	1651	1701		1742 1745
Fenny Stratford			1704		
Bow Brickhill			1708		
Woburn Sands			1712		
Aspley Guise			1715		
Ridgmont			1719		
Lidlington			1723		
Millbrook			1726		
Stewartby			1729		
Kempston Hardwick			1733		
 Bedford St Johns			1739		
 Bedford			1745	1824	
 Wellingborough				1834	
 Kettering				1845	
Market Harborough					
 Leicester					










[For Contents see page 2](#)

[For Notes & Symbols see page 6](#)

Bletchley - Bedford

EM










EM

departure platform from Bletchley	⑤			⑤
number of carriages	2			1
London Euston				1754
 Watford Junction				1811
 Leighton Buzzard				1836
 Milton Keynes Central		1822	▼	
 Bletchley	1750	1826	1842	1847
Fenny Stratford	1753			1850
Bow Brickhill	1757			1854
Woburn Sands	1801			1858
Aspley Guise	1804			1901
Ridgmont	1808			1905
Lidlington	1812			1909
Millbrook	1815			1912
Stewartby	1818			1915
Kempston Hardwick	1822			1919
 Bedford St Johns	1828			1925
 Bedford	1834	1840		1931 1940
 Wellingborough		1852		1952
 Kettering		1900		2000
Market Harborough		1911		2010
 Leicester		1923		2023

[For Contents see page 2](#)

[For Notes & Symbols see page 6](#)

Bletchley - Bedford

departure platform from Bletchley			⑤			⑤
number of carriages			2			1
London Euston	1913			2002		
 Watford Junction	▼			2019		
 Leighton Buzzard	1942			2042		
 Milton Keynes Central	▼	1947		▼	2050	
 Bletchley	1949	1951	2004	2049	2054	2101
Fenny Stratford			2007			2104
Bow Brickhill			2011			2108
Woburn Sands			2015			2112
Aspley Guise			2018			2115
Ridgmont			2022			2119
Lidlington			2026			2123
Millbrook			2029			2126
Stewartby			2032			2129
Kempston Hardwick			2036			2133
 Bedford St Johns			2042			2139
 Bedford			2048			2145
 Wellingborough						
 Kettering						
Market Harborough						
 Leicester						

[For Contents see page 2](#)

[For Notes & Symbols see page 6](#)

Bletchley - Bedford

EM

departure platform from Bletchley

number of carriages

London Euston	
 Watford Junction	
 Leighton Buzzard	
 Milton Keynes Central	
 Bletchley	
Fenny Stratford	
Bow Brickhill	
Woburn Sands	
Aspley Guise	
Ridgmont	
Lidlington	
Millbrook	
Stewartby	
Kempston Hardwick	
 Bedford St Johns	
 Bedford	2210
 Wellingborough	2223
 Kettering	2232
Market Harborough	2243
 Leicester	2258










No Sunday Service on this route

[For Contents see page 2](#)

[For Notes & Symbols see page 6](#)

Bedford - Bletchley










EM

departure platform at Bletchley		⑥		⑤		
number of carriages		2		1		
 Leicester	0445					
Market Harborough	▼					
 Kettering	0505					
 Wellingborough	0517					
 Bedford	0538	0610		0729		
 Bedford St Johns		0613		0732		
Kempston Hardwick		0620		0739		
Stewartby		0624		0743		
Millbrook		0627		0746		
Lidlington		0631		0750		
Ridgmont		0635		0754		
Aspley Guise		0639		0758		
Woburn Sands		0642		0801		
Bow Brickhill		0647		0806		
Fenny Stratford		0650		0809		
 Bletchley		0653	0700	0716	0812	0819
 Milton Keynes Central			▼	0722		0824
 Leighton Buzzard			0706			
 Watford Junction			▼			
London Euston			0739			

[For Contents see page 2](#)

[For Notes & Symbols see page 6](#)

Bedford - Bletchley

departure platform at Bletchley	⑥	⑥			
number of carriages	2	1			
 Leicester					
Market Harborough					
 Kettering					
 Wellingborough					
 Bedford	0829			0929	
 Bedford St Johns	0832			0932	
Kempston Hardwick	0839			0939	
Stewartby	0843			0943	
Millbrook	0846			0946	
Lidlington	0850			0950	
Ridgmont	0854			0954	
Aspley Guise	0858			0958	
Woburn Sands	0901			1001	
Bow Brickhill	0906			1006	
Fenny Stratford	0909			1009	
 Bletchley	0827	0912	0919	0927	1012 1024
 Milton Keynes Central	▼		0924	▼	1029
 Leighton Buzzard	0832			0933	
 Watford Junction	▼			0958	
London Euston	0910			1019	

[For Contents see page 2](#)

[For Notes & Symbols see page 6](#)

Bedford - Bletchley

EM


EM

departure platform at Bletchley

⑤

number of carriages

2










 Leicester		0938			1038
Market Harborough		0951			1051
 Kettering		1001			1101
 Wellingborough		1008			1108
 Bedford		1023	1055		1123
 Bedford St Johns			1058		
Kempston Hardwick			1105		
Stewartby			1108		
Millbrook			1112		
Lidlington			1115		
Ridgmont			1120		
Aspley Guise			1123		
Woburn Sands			1126		
Bow Brickhill			1130		
Fenny Stratford			1133		
 Bletchley	1027		1138	1143	1146
 Milton Keynes Central	▼			1148	▼
 Leighton Buzzard	1033				1153
 Watford Junction	1058				▼
London Euston	1119				1227

[For Contents see page 2](#)

[For Notes & Symbols see page 6](#)

Bedford - Bletchley

EM

departure platform at Bletchley	⑤				⑤
number of carriages	1				2
 Leicester		1138			
Market Harborough		1151			
 Kettering		1201			
 Wellingborough		1208			
 Bedford	1155	1223			1255
 Bedford St Johns	1158				1258
Kempston Hardwick	1205				1305
Stewartby	1208				1308
Millbrook	1212				1312
Lidlington	1215				1315
Ridgmont	1220				1320
Aspley Guise	1223				1323
Woburn Sands	1226				1326
Bow Brickhill	1230				1330
Fenny Stratford	1233				1333
 Bletchley	1238	1243	1246		1338 1343
 Milton Keynes Central		1248	▼		1348
 Leighton Buzzard			1253		
 Watford Junction			▼		
London Euston			1327		

[For Contents see page 2](#)

[For Notes & Symbols see page 6](#)

Bedford - Bletchley

EM

EM

departure platform at Bletchley
number of carriages

⑤

1










 Leicester	1238			1338
Market Harborough	1251			1351
 Kettering	1301			1401
 Wellingborough	1308			1409
 Bedford	1323	1355		1423
 Bedford St Johns		1358		
Kempston Hardwick		1405		
Stewartby		1408		
Millbrook		1412		
Lidlington		1415		
Ridgmont		1420		
Aspley Guise		1423		
Woburn Sands		1426		
Bow Brickhill		1430		
Fenny Stratford		1433		
 Bletchley	1346	1438	1443	1446
 Milton Keynes Central	▼		1448	▼
 Leighton Buzzard	1353			1453
 Watford Junction	▼			▼
London Euston	1427			1527

[For Contents see page 2](#)

[For Notes & Symbols see page 6](#)

Bedford - Bletchley

EM

departure platform at Bletchley	⑤				⑤
number of carriages	2				1
 Leicester		1438			
Market Harborough		1451			
 Kettering		1501			
 Wellingborough		1508			
 Bedford	1455	1523			1555
 Bedford St Johns	1458				1558
Kempston Hardwick	1505				1605
Stewartby	1508				1608
Millbrook	1512				1612
Lidlington	1515				1615
Ridgmont	1520				1620
Aspley Guise	1523				1623
Woburn Sands	1526				1626
Bow Brickhill	1530				1630
Fenny Stratford	1533				1633
 Bletchley	1538	1543	1546		1638 1643
 Milton Keynes Central		1548	▼		1648
 Leighton Buzzard			1553		
 Watford Junction			▼		
London Euston			1627		

[For Contents see page 2](#)

[For Notes & Symbols see page 6](#)

Bedford - Bletchley

EM







EM

departure platform at Bletchley

⑤

number of carriages

2










 Leicester	1538			1638
Market Harborough	1551			1651
 Kettering	1601			1701
 Wellingborough	1608			1708
 Bedford	1622	1640		1723
 Bedford St Johns		1643		
Kempston Hardwick		1650		
Stewartby		1654		
Millbrook		1657		
Lidlington		1701		
Ridgmont		1705		
Aspley Guise		1709		
Woburn Sands		1712		
Bow Brickhill		1716		
Fenny Stratford		1719		
 Bletchley	1646	1722	1727	1727
 Milton Keynes Central	▼		1732	▼
 Leighton Buzzard	1653			1733
 Watford Junction	▼			1758
London Euston	1727			1817

[For Contents see page 2](#)

[For Notes & Symbols see page 6](#)

Bedford - Bletchley

EM

departure platform at Bletchley	⑤				⑥
number of carriages	1				2
 Leicester					
Market Harborough					
 Kettering					1749
 Wellingborough					1757
 Bedford	1740				1811 1826
 Bedford St Johns	1743				1829
Kempston Hardwick	1750				1836
Stewartby	1754				1839
Millbrook	1757				1843
Lidlington	1801				1846
Ridgmont	1805				1851
Aspley Guise	1809				1854
Woburn Sands	1812				1857
Bow Brickhill	1816				1901
Fenny Stratford	1819				1904
 Bletchley	1822	1827	1841		1909 1918
 Milton Keynes Central		▼	1846		1924
 Leighton Buzzard		1833			
 Watford Junction		1858			
London Euston		1920			

[For Contents see page 2](#)

[For Notes & Symbols see page 6](#)

Bedford - Bletchley

EM

EM

departure platform at Bletchley

⑥

number of carriages

1










 Leicester				1938
Market Harborough				1951
 Kettering	1847			2001
 Wellingborough	1856			2008
 Bedford	1912	1929		2023
 Bedford St Johns		1932		
Kempston Hardwick		1939		
Stewartby		1943		
Millbrook		1946		
Lidlington		1950		
Ridgmont		1954		
Aspley Guise		1958		
Woburn Sands		2001		
Bow Brickhill		2006		
Fenny Stratford		2009		
 Bletchley	1927	2012	2019	2030
 Milton Keynes Central	▼		2024	▼
 Leighton Buzzard	1933			2036
 Watford Junction	1958			2101
London Euston	2020			2120

[For Contents see page 2](#)

[For Notes & Symbols see page 6](#)

Bedford - Bletchley

EM

departure platform at Bletchley	⑤			⑤
number of carriages	②			①
 Leicester				2043
Market Harborough				2056
 Kettering				2106
 Wellingborough				2114
 Bedford	2100			2126 2200
 Bedford St Johns	2103			2203
Kempston Hardwick	2110			2210
Stewartby	2113			2214
Millbrook	2117			2217
Lidlington	2120			2221
Ridgmont	2125			2225
Aspley Guise	2128			2229
Woburn Sands	2131			2232
Bow Brickhill	2135			2237
Fenny Stratford	2138			2240
 Bletchley	2143	2152	2158	2243 2254 2318
 Milton Keynes Central		2156	▼	2302 ▼
 Leighton Buzzard			2204	2324
 Watford Junction			2232	2358
London Euston			2252	0021

[For Contents see page 2](#)

[For Notes & Symbols see page 6](#)

Bedford - Bletchley

EM

EM

departure platform at Bletchley

⑥

⑤

number of carriages

2

1

 Leicester	0445			0638
Market Harborough	▼			0652
 Kettering	0505			0702
 Wellingborough	0517			0709
 Bedford	0534	0629		0723 0729
 Bedford St Johns		0632		0732
Kempston Hardwick		0639		0739
Stewartby		0643		0743
Millbrook		0646		0746
Lidlington		0650		0750
Ridgmont		0654		0754
Aspley Guise		0658		0758
Woburn Sands		0701		0801
Bow Brickhill		0706		0806
Fenny Stratford		0709		0809
 Bletchley		0712	0719 0727	0812
 Milton Keynes Central			0724 ▼	
 Leighton Buzzard				0733
 Watford Junction				0758
London Euston				0818

[For Contents see page 2](#)

[For Notes & Symbols see page 6](#)

Bedford - Bletchley

EM

departure platform at Bletchley

⑥

number of carriages

2

 Leicester			0740			
Market Harborough			0753			
 Kettering			0803			
 Wellingborough			0810			
 Bedford			0823	0829		
 Bedford St Johns					0832	
Kempston Hardwick					0839	
Stewartby					0843	
Millbrook					0846	
Lidlington					0850	
Ridgmont					0854	
Aspley Guise					0858	
Woburn Sands					0901	
Bow Brickhill					0906	
Fenny Stratford					0909	
 Bletchley	0819	0827		0912	0924	0927
 Milton Keynes Central	0824	▼			0929	▼
 Leighton Buzzard		0833				0934
 Watford Junction		0858				0958
London Euston		0919				1019

[For Contents see page 2](#)

[For Notes & Symbols see page 6](#)

Bedford - Bletchley

EM

EM

departure platform at Bletchley

⑤

⑤

number of carriages

1

2

 Leicester	0839			0939
Market Harborough	0852			0952
 Kettering	0902			1002
 Wellingborough	0909			1009
 Bedford	0923	0929		1023 1055
 Bedford St Johns		0932		1058
Kempston Hardwick		0939		1105
Stewartby		0943		1108
Millbrook		0946		1112
Lidlington		0950		1115
Ridgmont		0954		1120
Aspley Guise		0958		1123
Woburn Sands		1001		1126
Bow Brickhill		1006		1130
Fenny Stratford		1009		1133
 Bletchley		1012	1024 1027	1138
 Milton Keynes Central			1029 ▼	
 Leighton Buzzard				1033
 Watford Junction				1058
London Euston				1119

[For Contents see page 2](#)

[For Notes & Symbols see page 6](#)

Bedford - Bletchley


EM

departure platform at Bletchley

⑤

number of carriages

1

 Leicester	1039				
Market Harborough	1052				
 Kettering	1102				
 Wellingborough	1109				
 Bedford	1122	1155			
 Bedford St Johns		1158			
Kempston Hardwick		1205			
Stewartby		1208			
Millbrook		1212			
Lidlington		1215			
Ridgmont		1220			
Aspley Guise		1223			
Woburn Sands		1226			
Bow Brickhill		1230			
Fenny Stratford		1233			
 Bletchley	1143	1146	1238	1243	1246
 Milton Keynes Central	1148	▼		1248	▼
 Leighton Buzzard		1153			1253
 Watford Junction		▼			▼
London Euston		1227			1327

[For Contents see page 2](#)

[For Notes & Symbols see page 6](#)

Bedford - Bletchley

EM

EM


departure platform at Bletchley

⑤

⑤

number of carriages

1

 Leicester	1139	2			1239
Market Harborough	1152				1252
 Kettering	1202				1302
 Wellingborough	1209				1309
 Bedford	1223				1323 1355
 Bedford St Johns		1255			1358
Kempston Hardwick		1258			1405
Stewartby		1305			1408
Millbrook		1308			1412
Lidlington		1312			1415
Ridgmont		1315			1420
Aspley Guise		1320			1423
Woburn Sands		1323			1426
Bow Brickhill		1326			1430
Fenny Stratford		1330			1433
 Bletchley		1333	1343	1346	1438
 Milton Keynes Central		1338	1348	▼	
 Leighton Buzzard					1353
 Watford Junction					▼
London Euston					1427

[For Contents see page 2](#)

[For Notes & Symbols see page 6](#)

Bedford - Bletchley

EM

departure platform at Bletchley

⑤

number of carriages

2

 Leicester	1339				
Market Harborough	1352				
 Kettering	1402				
 Wellingborough	1409				
 Bedford	1423	1455			
 Bedford St Johns		1458			
Kempston Hardwick		1505			
Stewartby		1508			
Millbrook		1512			
Lidlington		1515			
Ridgmont		1520			
Aspley Guise		1523			
Woburn Sands		1526			
Bow Brickhill		1530			
Fenny Stratford		1533			
 Bletchley	1443	1446	1538	1543	1546
 Milton Keynes Central	1448	▼		1548	▼
 Leighton Buzzard		1453			1553
 Watford Junction		▼			▼
London Euston		1527			1627

[For Contents see page 2](#)

[For Notes & Symbols see page 6](#)

Bedford - Bletchley

EM

EM

departure platform at Bletchley

⑤

number of carriages

1










 Leicester	1439			1539
Market Harborough	1452			1552
 Kettering	1502			1602
 Wellingborough	1509			1609
 Bedford	1522	1555		1623
 Bedford St Johns		1558		
Kempston Hardwick		1605		
Stewartby		1608		
Millbrook		1612		
Lidlington		1615		
Ridgmont		1620		
Aspley Guise		1623		
Woburn Sands		1626		
Bow Brickhill		1630		
Fenny Stratford		1633		
 Bletchley	1638	1643	1646	1652
 Milton Keynes Central		1648	▼	▼
 Leighton Buzzard			1653	1658
 Watford Junction			▼	1726
London Euston			1727	1745

[For Contents see page 2](#)

[For Notes & Symbols see page 6](#)

Bedford - Bletchley

EM

departure platform at Bletchley	⑤				⑤
number of carriages	2				1
 Leicester					1639
Market Harborough					1652
 Kettering					1702
 Wellingborough					1709
 Bedford	1700				1723 1755
 Bedford St Johns	1703				1758
Kempston Hardwick	1710				1805
Stewartby	1713				1808
Millbrook	1717				1812
Lidlington	1720				1815
Ridgmont	1725				1820
Aspley Guise	1728				1823
Woburn Sands	1731				1826
Bow Brickhill	1735				1830
Fenny Stratford	1738				1833
 Bletchley	1743	1750	1752	1746	1838
 Milton Keynes Central		1753	▼	▼	
 Leighton Buzzard			1758	1753	
 Watford Junction			1826	▼	
London Euston			1845	1827	

[For Contents see page 2](#)

[For Notes & Symbols see page 6](#)

Bedford - Bletchley

EM

departure platform at Bletchley

⑤

number of carriages

2

 Leicester			1739			
Market Harborough			1752			
 Kettering			1802			
 Wellingborough			1809			
 Bedford			1823	1839		
 Bedford St Johns					1842	
Kempston Hardwick					1849	
Stewartby					1852	
Millbrook					1856	
Lidlington					1859	
Ridgmont					1904	
Aspley Guise					1907	
Woburn Sands					1910	
Bow Brickhill					1914	
Fenny Stratford					1917	
 Bletchley	1843	1852		1922	1927	1943
 Milton Keynes Central	1848	▼			▼	1948
 Leighton Buzzard		1858			1933	
 Watford Junction		1927			1958	
London Euston		1946			2019	

[For Contents see page 2](#)

[For Notes & Symbols see page 6](#)

Bedford - Bletchley

EM

EM

departure platform at Bletchley

⑤

⑤

number of carriages

1

2

 Leicester	1839			1939	
Market Harborough	1852			1952	
 Kettering	1902			2002	
 Wellingborough	1909			2009	
 Bedford	1923	1936		2023	2100
 Bedford St Johns		1939			2103
Kempston Hardwick		1946			2110
Stewartby		1949			2113
Millbrook		1953			2117
Lidlington		1956			2120
Ridgmont		2001			2125
Aspley Guise		2004			2128
Woburn Sands		2007			2131
Bow Brickhill		2011			2135
Fenny Stratford		2014			2138
 Bletchley		2019	2029	2055	2143
 Milton Keynes Central			2034	↓	
 Leighton Buzzard					
 Watford Junction				2130	
London Euston				2152	

[For Contents see page 2](#)

[For Notes & Symbols see page 6](#)

Bedford - Bletchley

EM

departure platform at Bletchley

⑤

number of carriages

1

 Leicester	2042				
Market Harborough	2055				
 Kettering	2104				
 Wellingborough	2113				
 Bedford	2126	2200			
 Bedford St Johns		2203			
Kempston Hardwick		2210			
Stewartby		2214			
Millbrook		2217			
Lidlington		2221			
Ridgmont		2225			
Aspley Guise		2229			
Woburn Sands		2232			
Bow Brickhill		2237			
Fenny Stratford		2240			
 Bletchley	2157	2226	2243	2254	2304
 Milton Keynes Central	2205	▼		2302	▼
 Leighton Buzzard		2232			2311
 Watford Junction		2306			2345
London Euston		2327			0006

No Sunday Service on this route

[For Contents see page 2](#)

[For Notes & Symbols see page 6](#)